






## Three-Way **Globe** Valve Assemblies – MT Series

ANSI Class 250

Electronic Non-Spring Return Actuators

- Brass and Stainless Steel Trim



| <b>Mixing</b><br>1/2 to 1" |                |              |               | Non-Spring Return Actuator  |  |   |  |
|----------------------------|----------------|--------------|---------------|---|--|---|--|
|                            |                |              |               | Floating  |  | 0-10 V  |  |
| 3-Way Valve Body Part No.  | Valve Size in. | Flow Rate Cv | Close Off psi | <br>SSC81U |  <b>NEW!</b><br>SAS81.03U | <br>SSC61U |  <b>NEW!</b><br>SAS61.03U |
|                            |                |              |               | <b>Brass Trim</b>   |  |   |  |
| 599-02064                  | 1/2            | 0.4          | 95            | 259-02064   | 363-02064  | 261-02064   | 364-02064  |
| 599-02065                  |                | 0.63         | 95            | 259-02065   | 363-02065  | 261-02065   | 364-02065  |
| 599-02066                  |                | 1            | 95            | 259-02066   | 363-02066  | 261-02066   | 364-02066  |
| 599-02067                  |                | 1.6          | 95            | 259-02067   | 363-02067  | 261-02067   | 364-02067  |
| 599-02068                  |                | 2.5          | 50            | 259-02068   | 363-02068  | 261-02068   | 364-02068  |
| 599-02069                  |                | 4            | 50            | 259-02069   | 363-02069  | 261-02069   | 364-02069  |
| 599-02070                  | 3/4            | 6.3          | 40            | 259-02070   | 363-02070  | 261-02070   | 364-02070  |
| 599-02071                  | 1              | 10           | 40            | 259-02071   | 363-02071  | 261-02071   | 364-02071  |
|                            |                |              |               | <b>Stainless Steel Trim</b>   |  |   |  |
| 599-02072                  | 1/2            | 0.4          | 95            | 259-02072   | 363-02072  | 261-02072   | 364-02072  |
| 599-02073                  |                | 0.63         | 95            | 259-02073   | 363-02073  | 261-02073   | 364-02073  |
| 599-02074                  |                | 1            | 95            | 259-02074   | 363-02074  | 261-02074   | 364-02074  |
| 599-02075                  |                | 1.6          | 95            | 259-02075   | 363-02075  | 261-02075   | 364-02075  |
| 599-02076                  |                | 2.5          | 50            | 259-02076   | 363-02076  | 261-02076   | 364-02076  |
| 599-02077                  |                | 4            | 50            | 259-02077   | 363-02077  | 261-02077   | 364-02077  |
| 599-02078                  | 3/4            | 6.3          | 40            | 259-02078   | 363-02078  | 261-02078   | 364-02078  |
| 599-02079                  | 1              | 10           | 40            | 259-02079   | 363-02079  | 261-02079   | 364-02079  |

**Table Notes:**

Part numbers in red indicate complete assemblies. Black numbers indicate close-off psi. Values are for the NC upper port. For NO lower port values, refer to Engineering, Section G.

